



Home

Manage Account

Switch Your Role

Sign Out



Home / Manage Seasons

Manage Seasons

Reports

Click here to create the season

Year End Summary Statistics

Add Season +

Copy Season Data

Show 25 entries

Search:

ID	TITLE	STATUS	START DATE	END DATE	CL MEMBERSHIP YEAR	TAX RECEIPTS ON		
1	2015/2016 Indoor	Generally available	2015-06-21	2016-03-01	2015	2015-11-01		
2	2016 Outdoor	Generally available	2016-02-01	2016-06-30	2015	2016-06-01		

Showing 1 to 2 of 2 entries

Previous **1** Next



Add Season

Name: *

E.g.: 2017 Outdoor, 2017/2018 Indoor

Season name, keep it consistent

Start Date: *
End Date: *

Season start and end dates

Community League Membership Year: *

Tax Receipts Available Starting On: *

Team Official Expiry Date: *
Director Expiry Date: *

Dates when team officials and community/age directors loose access to "administrative" functions

Type: *

Status: *

Only Administrator users can see a season when it is in Pre-Staging Status, this is used to setup the season with a base configuration before Zone Operators can start working with it.

✓ Season successfully added.

Manage Seasons

Reports

Year End Summary Statistics







Add Season +

Copy Season Data

Once the new season has been created, the Copy Season Data button can be used to copy the base seasonal configurations. Note this does not copy programs and fees!

Show 25 entries

Search:

ID	TITLE	STATUS	START DATE	END DATE	CL MEMBERSHIP YEAR	TAX RECEIPTS ON		
1	2015/2016 Indoor	Generally available	2015-06-21	2016-03-01	2015	2015-11-01		
2	2016 Outdoor	Generally available	2016-02-01	2016-06-30	2015	2016-06-01		
3	2016/2017 Indoor	Pre-staging	2016-10-15	2017-03-31	2016	2017-02-01		

Showing 1 to 3 of 3 entries

Previous 1 Next

After selecting copy season, this popup opens to start the copy process

Home / Manage Seasons

✓ Season successfully added.

Manage Seasons

Reports

Year End Summary Statistics

Add Season +

Copy Season Data

Show 25 entries

ID	TITLE	STATUS	ST
1	2015/2016 Indoor	Generally available	20
2	2016 Outdoor	Generally available	20
3	2016/2017 Indoor	Pre-staging	2016-10-15 2017-03-31 2016 2017-02-01

Showing 1 to 3 of 3 entries

Previous 1 Next

Copy Season Data

From 2015/2016 Indoor

To 2016/2017 Indoor

Copy Age Categories

Season Increase 1

Copy Seasonal Configurations

Copy Season Data

Cancel

Season to copy FROM

Season to copy TO

Use this field to Bump the date of birth year of the Age Categories in the season, use 1 to increase by one year - used when copying from indoor to indoor or outdoor to outdoor, using 0 keeps the Age Categories using the same year.

Check this box to copy Seasonal Configurations

Manage Seasons

Reports







Year End Summary Statistics

Add Season +

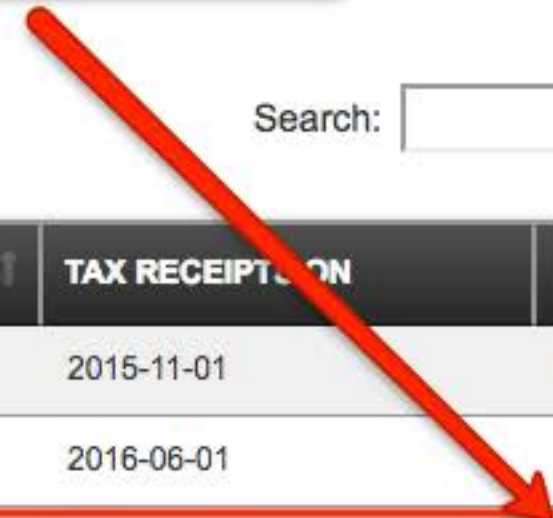
Copy Season Data

Show 25 entries

Search:

ID	TITLE	STATUS	START DATE	END DATE	CL MEMBERSHIP YEAR	TAX RECEIPT DATE		
1	2015/2016 Indoor	Generally available	2015-06-21	2016-03-01	2015	2015-11-01		
2	2016 Outdoor	Generally available	2016-02-01	2016-06-30	2015	2016-06-01		
3	2016/2017 Indoor	Pre-staging	2016-10-15	2017-03-31	2016	2017-02-01		


Click edit to change the season status



Showing 1 to 3 of 3 entries

Previous 1 Next

Edit Season

Name: * 
E.g.: 2017 Outdoor; 2017/2018 Indoor

Start Date: *

End Date: *

Community League Membership Year: *

Tax Receipts Available Starting On: *

Team Official Expiry Date: *

Director Expiry Date: *

Type: *

Status: *

Save Changes

Once season data has been copied and EMSA is ready to open the customization up to the Zones status needs to be changed to Staging.

In the Staging status, Zone Operators can add programs, fees, and seasonal configurations.